

(in USD)	NAV	Issue price	Rep. price	Fund Size
Class N	6.76	6.89	6.64	5.9 M
Class R	6.75	6.90	6.63	0.1 M

### Investment objective

The Fund aims to achieve long-term capital appreciation by investing in African companies and/or in the shares of companies whose major source of income (above 75%) is derived from Africa. Exposure to South Africa is limited to 25%.

### Evolution of performance (Class N)



MCB Africa Equity Fund has applied the OMIR (Old Mutual Implied Rate) for valuing Zimbabwean investments from the 15th September 2017 to 31st August 2019. OMIR reflects the premium paid to purchase Old Mutual Zimbabwe-listed shares and fudge them into South Africa, where they can be sold and any cash repatriated into USD.

### Cumulative performance

	1 month	YTD	1 Year	5 Years	Inception
MCB AEF Class N	-7.2%	-8.4%	-20.7%	-	-32.4%
MCB AEF Class R	-7.2%	-8.4%	-20.7%	-	-32.5%
Benchmark	-9.7%	-11.6%	-9.2%	-	3.8%

### Annualised performance

	3 Years	5 Years	Inception
MCB AEF Class N	-8.2%	-	-8.4%
MCB AEF Class R	-8.4%	-	-8.4%
Benchmark	2.5%	-	0.8%

### Discrete performance

	CY 2019	CY 2018	CY 2017	CY 2016	CY 2015
MCB AEF Class N	-10.9%	-22.4%	22.2%	0.3%	-13.0%
MCB AEF Class R	-10.9%	-22.4%	22.0%	0.4%	-13.0%
Benchmark	7.6%	-11.4%	30.7%	-1.5%	-4.4%

### Manager

MCB Investment Management Co Ltd

### Investment Advisor

Imara Asset Management Limited

### Launch Date

7 September 2015

### ISIN

Class N: MU0465S00007

Class R: MU0465S00015

### Bloomberg Code

Class N: MCBAEFN MP

Class R: MCBAEFR MP

### Initial offer price

USD 10.00 per unit

### Benchmark

As from 01/09/2019, 75% S&P All Africa ex-South Africa and 25% S&P South Africa Composite (from inception to 31/08/2019, 75% FTSE ASEA Pan Africa Index ex. SA and 25% FTSE/JSE All-Share Index)

### Dealing Day

First Friday of each month

### Minimum initial investments:

USD 50,000 (N); USD 1,000 (R)

### Subsequent min. investments:

USD 10,000 (N); USD 500 (R)

### Minimum monthly contributions:

USD 1,000 (N); USD 100 (R)

### Main Fees and Charges

Entry Fee: 0.50% (N); 0.75% (R)

Exit Fee: 0.25%

Dilution levy: 1.50% (N); 1.50% (R)

Management fees: 1.50% (N); 1.75% (R)

### Application and Redemption Forms

Downloadable from

[www.mcbscm.mu/funds](http://www.mcbscm.mu/funds) and available at the office of the Principal Distributor and/ or the Manager. All forms to be received at the office of the Principal Distributor and/ or the Manager by 2 p.m. on the Dealing Day.

**Daily publication of prices per unit**

[www.mcbscm.mu/funds](http://www.mcbscm.mu/funds)

**Daily publication of prices per unit**

[www.mcbscm.mu/funds](http://www.mcbscm.mu/funds)

### Main Risk Factors

Market Risk, Currency Risk, Interest Rate Risk, Emerging Markets Risk. Please refer to the Prospectus for a detailed explanation of risk factors.

### Risk and reward profile

KIID Synthetic Risk Reward Indicator\*:

Low ■■■■■■ High

\* Calculated in accordance with the general methodology defined by the European Securities and Markets Authority (ESMA).

### Performance

Where applicable, all returns are based on NAV to NAV.

### Principal distributor

MCB Stockbrokers Ltd

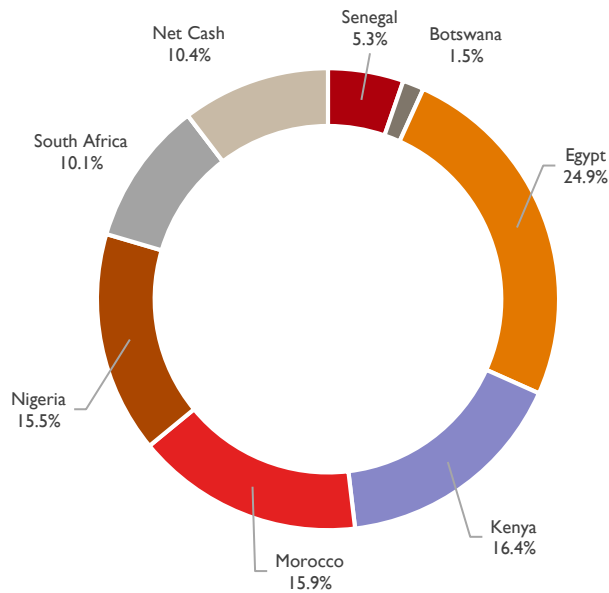
Sir William Newton Street, Port Louis

Telephone: 202-5522

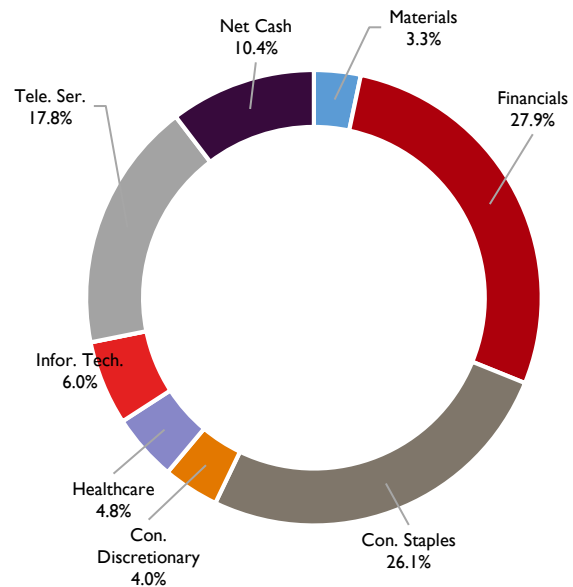
Facsimile: 208-9210

Email: [mcbscm.mu](mailto:mcbscm.mu)

**Geographical breakdown**



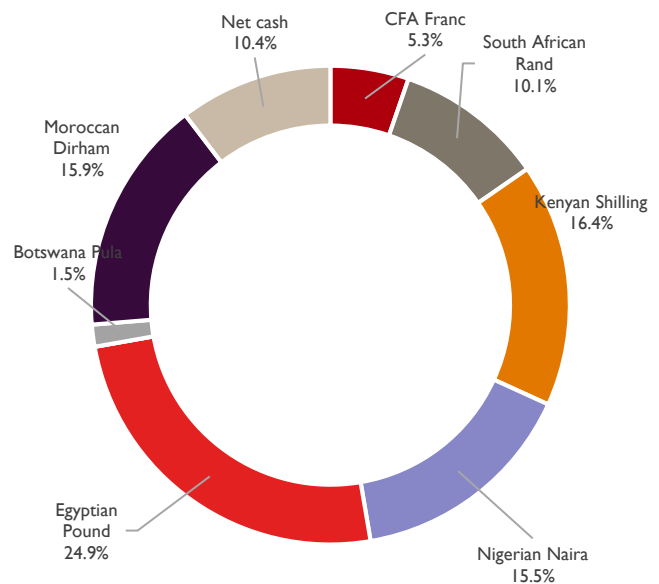
**Sector breakdown**



**Top 10 Holdings (exc. cash)**

COMMERCIAL INTERNATIONAL BANK	8.5%
SAFARICOM PLC	8.2%
Hightech Payment Systems SA	5.8%
SONATEL	5.3%
EASTERN COMPANY FOR TOBACCO	4.8%
EAST AFRICAN BREWERIES LTD	4.8%
EGYPTIAN INTERNATIONAL PHARM	4.8%
NESTLE FOODS NIGERIA PLC	4.8%
EDITA FOOD INDUSTRIES CO.	4.7%
STANBIC IBTC HOLDING CO	4.5%

**Currency Mix**



**DISCLAIMER**

This document is provided for information purposes only and is not a solicitation or an offer to buy or sell any fund. MCB Africa Equity Fund (the "Fund") is authorised as a collective investment scheme by the Financial Services Commission of Mauritius ("FSC") and is suitable only for such persons described in the prospectus. The full version of the prospectus and the subscription documents can be obtained upon request from the Manager. The FSC does not vouch for the financial soundness or for the correctness of any statements or opinions expressed with regards to the Fund. MCB Investment Management Co. Ltd (the "Manager") accepts no liability or responsibility whatsoever for any consequential loss of any kind arising out of the use of this document or any part of its contents. Investors are not protected by any statutory compensation arrangement in Mauritius in the event of the Fund's failure. Any past performance figures as published herein are not to be taken as a guide to future returns. As is true for any investment in any collective investment scheme, investment in the securities herein is not guaranteed. The value of the investment may go up as well as down and the investor may not get back his initial capital. In certain circumstances an investor's right to redeem his investment may be suspended. Indices are used for comparative purposes only. The Manager is duly licensed by the FSC as CIS Manager and Investment Adviser (Unrestricted). MCB Stockbrokers Ltd is duly licensed by the FSC as Investment Dealer (Full Service Dealer Including Underwriting). MCB Registry & Securities Ltd is duly licensed by the FSC as Registrar & Transfer Agent.